



webchem: An R Package to Retrieve Chemical Information from the Web

Eduard Szöcs
Universität Koblenz-Landau

Tamás Stirling
Independent Researcher

Eric R. Scott
Tufts University

Andreas Scharmüller
Universität Koblenz-Landau

Ralf B. Schäfer
Universität Koblenz-Landau

Abstract

A wide range of chemical information is freely available online, including identifiers, experimental and predicted chemical properties. However, these data are scattered over various data sources and not easily accessible to researchers. Manual searching and downloading of such data is time-consuming and error-prone. We developed the open-source R package **webchem** that allows users to automatically query chemical data from currently 14 web sources. These cover a broad spectrum of information. The data are automatically imported into an R object and can directly be used in subsequent analyses. **webchem** enables easy, structured and reproducible data retrieval and usage from publicly available web sources. In addition, it facilitates data cleaning, identification and reporting of substances. Consequently, it reduces the time researchers need to spend on chemical data compilation.

Keywords: ecotoxicology, chemistry, data cleaning, web scraping, rOpenSci.

1. Introduction

Before each statistical analysis, data cleaning is often required to ensure good data quality. Data cleaning is the process of detecting errors and inconsistencies in data sets (Chapman 2005). In practice, the data cleaning step is often more time consuming than the subsequent statistical analysis, particularly, when the analysis relies on the joining of multiple data sources.

When dealing with chemical data sets (e.g., environmental monitoring data, toxicological data), a first step is often to validate the names of chemicals or to link them to unique codes

that simplify subsequent querying and appending of compound-related physico-chemical or toxicological information. Several web sources provide chemical names or link them to unique codes (see also Section 3). However, manual searching for each compound, often through a graphical web interface, is tedious, error-prone and not reproducible (Peng 2009).

To simplify, robustify and automate this task, i.e., to search and retrieve chemical information from the web, we created the **webchem** package (Szöcs *et al.* 2020) for the free and open source R language (R Core Team 2020; Wehrens 2011). R is one of the most widely used software environments for data cleaning, analyzing and visualizing data, and supports full reproducibility of each step (Marwick 2016).

In the following, we describe the basic functionality of the package and demonstrate with a few use cases how to clean and retrieve new data with **webchem**.

2. Implementation and design details

The **webchem** package is written entirely in R and available under an MIT license. The development repository is hosted on GitHub at <https://github.com/ropensci/webchem/> and a stable version is released on the Comprehensive R Archive Network (CRAN) and available at <https://CRAN.R-project.org/package=webchem>. **webchem** is part of the rOpenSci project (Boettiger, Chamberlain, Hart, and Ram 2015), which aims at fully reproducible data analysis. **webchem** is registered on the Resource Identification Portal (SciCrunch Inc 2020).

webchem follows best practices for scientific software (Wilson *et al.* 2014; Poisot 2015), namely: (i) a public available repository with easy collaboration and an issue tracker (via GitHub), (ii) a non-restrictive license, version control (git), (iii) an elaborate test-suite covering more than 90% of the relevant lines of code (currently approximately 1500 lines, using **testthat**; Wickham 2011), (iv) continuous integration (via Haase, Meyer, Thielemann, Fuchs, and Kalderimis (2020) and AppVeyor Development Team (2020); testing on Linux & Windows with current and development R versions), (v) in-source documentation (using **roxygen2**; Wickham, Danenberg, Csárdi, and Eugster 2020a) and (vi) compliance with a style guide (Wickham 2015).

webchem builds on top of the following R packages: **RCurl** (Temple Lang and The CRAN Team 2020) and **httr** (Wickham 2019a) for data transfer, **dplyr** (Wickham, François, Henry, and Müller 2020b) for tidying data, **stringr** (Wickham 2019c) for string handling, **purrr** (Henry and Wickham 2019) for working with functions and vectors, **xml2** (Wickham, Hester, and Ooms 2020c) and **rvest** (Wickham 2019b) for parsing HTML and XML, **jsonlite** (Ooms 2014) for parsing JSON, **rcdk** (Guha 2007) for parsing SMILES. To parse molfiles we use a lightweight implementation in package **RMol** (Grabner, Varmuza, and Dehmer 2012).

Some data sources provide application programming interfaces (API). Web APIs define functions that allow accessing services and data via http and return data in a specific way. **webchem** uses the API of a data source provider, where available. For sources where an API is lacking, but policies of the service provider permit programmable access, data is directly searched and extracted from the web pages, analogous to manual interaction with a website.

Only few design decisions have been made: Each function name has a prefix and suffix separated by an underscore (Chamberlain and Szöcs 2013). They follow the format of `source_function`, e.g., `cs_compinfo` uses ChemSpider as source (see Section 3) to retrieve compound information. Some functions require querying first a unique identifier from the

data source and then use this identifier to query further information. The prefix `get` is used to denote these functions, e.g., `get_csid` to retrieve the identifier used in ChemSpider.

webchem is friendly to the resources of data providers. Between each request there is a time-out of 0.3 to 2 seconds depending on the data source. Therefore, processing of larger data sets can take some time, but still represents a major improvement compared to manual lookup. We provide a link to the *Terms of Use* of data providers in the documentation of each function and we encourage the users to read these before using **webchem**. Moreover, all functions return an URL of the source, which can be used for (micro-)attribution.

3. Data sources

The backbone of **webchem** are data sources providing their data and functionality to the public. Currently, data can be retrieved from 14 sources. These cover a broad spectrum of available data, like identifiers, experimental and predicted properties and regulatory information (a detailed overview of all sources is included in Figure 1):

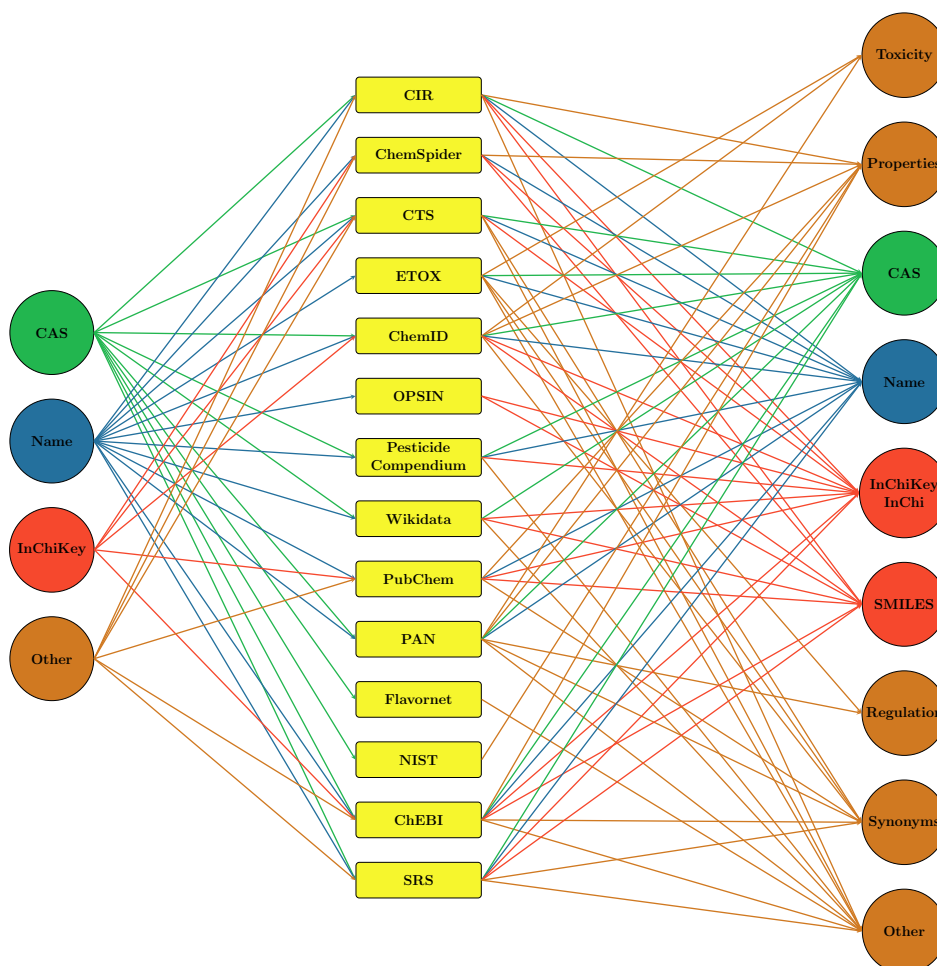


Figure 1: Overview of current data sources. Input and output possibilities currently implemented in the package.

NIH Chemical Identifier Resolver (CIR) (NIH 2020) A web service that converts from and to various chemical identifiers. The database holds millions of identifier combinations.

ChemSpider (Pence and Williams 2010) A free chemical structure database providing access to over 67 million structures from hundreds of data sources. It provides identifiers, properties and can also be used to convert identifiers.

Chemical Translation Service (CTS) (Wohlgemuth, Haldiya, Willighagen, Kind, and Fiehn 2010) A web service that converts from and to various chemical identifiers.

ETOX (UBA 2020) Information System Ecotoxicology and Environmental Quality Targets by the German Federal Environmental Agency. Provides basic identifiers, synonyms, ecotoxicological data for over 64,000 entries and quality targets for different countries.

ChemIDplus (Tomasulo 2002) A large web-based database provided by the National Library of Medicine. It contains identifiers, synonyms, toxicological data and chemical properties for over 420,000 records.

OPSIN (Lowe, Corbett, Murray-Rust, and Glen 2011) The Open Parser for Systematic IUPAC nomenclature is a chemical name interpreter and provides InChI and SMILES identifiers.

Compendium of Pesticide Common Names (Wood 2020) The compendium provides information on pesticide common names, identifiers and classification. The compendium contains more than 1800 active ingredients and more than 350 ester and salt derivatives.

Wikidata (Wikipedia 2020) Wikipedia contains information for over 210,000 chemicals (Ertl, Patiny, Sander, Rufener, and Zasso 2015).

PubChem (Kim *et al.* 2019) PubChem is a public repository for information on more than 250 million chemical substances, providing identifiers, properties and synonyms. We use an interface to the PUG-REST web service (Kim, Thiessen, Bolton, and Bryant 2015).

PAN Pesticide Database (PAN 2020) Information on pesticides – provides basic identifiers, ecotoxicological data, chemical properties, uses and regulatory status for 6,500 pesticides.

Flavornet (Acree and Arn 2020) Flavornet is a compilation of 738 aroma compounds found in human odor space.

NIST (NIST 2018) The NIST Chemistry WebBook provides access to data compiled and distributed by NIST under the Standard Reference Data Program. The WebBook provides chemical and physical property data on over 40,000 compounds.

ChEBI (Hastings, Owen, Dekker, Ennis, Kale, and Muthukrishnan 2016) Chemical Entities of Biological Interest (ChEBI) is a freely available dictionary of molecular entities focused on "small" chemical compounds. The database contains more than 56,000 compounds.

SRS (U.S. EPA 2020b) Substance Registry Services is the US EPA central system for information about substances that are tracked or regulated by EPA or other sources.

Though the data sources exhibit some overlap in the provided information, each has been selected because it also provides unique information and we encourage the interested reader to consult the related source for details.

4. Use cases

4.1. Installation

webchem can be easily installed from CRAN and loaded:

```
R> install.packages("webchem")
R> library("webchem")
```

The package is under active development. The latest development version is available from GitHub and also permanently available at [Szöcs *et al.* \(2020\)](#). This document has been created using **webchem** version 1.0.0.

4.2. Sample data sets

To demonstrate the capabilities of **webchem** we use two small publicly available real world data sets. The data sets are only used for purpose of demonstration, have been slightly preprocessed (not shown) and are available through the package.

(i) **jagst**: This data set comprises environmental monitoring data of organic substances in the river Jagst, Germany, sampled in 2013. The data is publicly available and can be retrieved from [LUBW \(2020\)](#). It comprises concentrations (in $\mu\text{g} / \text{L}$) of 34 substances on 13 sampling occasions. First we load the data set and inspect the first six rows:

```
R> data("jagst", package = "webchem")
R> head(jagst)
```

	date	substance	value	qual
1	2013-01-04	2,4-Dimethylphenol	0.006	<
2	2013-01-29	2,4-Dimethylphenol	0.006	<
3	2013-02-26	2,4-Dimethylphenol	0.006	<
4	2013-03-26	2,4-Dimethylphenol	0.006	<
5	2013-04-23	2,4-Dimethylphenol	0.006	<
6	2013-05-22	2,4-Dimethylphenol	0.006	<

This data set identifies substances only by substance names. Values below the limit of quantification (LOQ) are indicated by a qualifier column.

(ii) **lc50**: This data consists of median acute lethal concentration for the water flea *Daphnia magna* in 48 h tests ($LC_{50,D.magna,48h}$) of 124 insecticides. The data has been retrieved from the EPA ECOTOX database ([U.S. EPA 2020a](#)).

```
R> data("lc50", package = "webchem")
R> head(lc50)
```

	cas	value
4	50-29-3	12.415277
12	52-68-6	1.282980
15	55-38-9	12.168138
18	56-23-5	35000.000000
21	56-38-2	1.539119
36	57-74-9	98.400000

This data set identifies the substances only by CAS numbers.

4.3. Query identifiers

The `jagst` data set covers 34 substances that are identified by (German) names. Merging and linking these to other tables is hampered by differences and ambiguity in compound names.

One possibility to resolve this, is to use different chemical identifiers allowing easy identification. There are several identifiers available, e.g., registry numbers like CAS or EC, database identifiers like PubChemCID (Kim *et al.* 2019) or ChemSpiderID (Pence and Williams 2010), line notations like SMILES (Weininger 1990), InChI and InChIKey (Heller, McNaught, Pletnev, Stein, and Tchekhovskoi 2015). In this first example we query several identifiers to create a table that can be used as (i) supplemental information to a research article or (ii) to facilitate subsequent matching with other data.

As we are dealing with German substance names we start to query ETOX for CAS registry numbers. A common work flow when dealing with web resources is to 1) query a unique identifier of the source, 2) use this identifier to retrieve additional information and 3) extract the parts that are needed from the R object (Chamberlain and Szöcs 2013).

First we search for ETOX internal ID numbers using the substance names:

```
R> subs <- unique(jagst$substance)
R> ids <- get_etoxid(subs, match = "best")
R> head(ids)
```

# A tibble: 6 x 3		
query	match	etoxid
<chr>	<chr>	<chr>
1 2,4-Dimethylphenol	2,4-Xylenol (8668)	8668
2 4-Chlor-2-methylphenol	4-Chlor-2-methylphenol (8494)	8494
3 4-para-nonylphenol	<NA>	<NA>
4 Atrazin	Atrazin (8397)	8397
5 Benzol	Benzol (7240)	7240
6 Desethylatrazin	Desethylatrazin (7331)	7331

Only three substances could not be found in ETOX. Here we specify that only the "best" match (in terms of the Levenshtein distance between query and results) is returned. A manual check confirms appropriate matches. Other options include: "all" – returns all matches; "first" – returns only the first match (not necessarily the best match); "ask" – this enters an interactive mode, where the user is asked for a choice if multiple matches are found and "na" which returns NA in case of multiple matches.

We use these data to retrieve basic information on the substances.

```
R> etox_data <- etox_basic(ids$etoxid)
```

Name	CAS	SMILES	CID	InChIKey	CSID
2,4-Dimethylphenol	105-67-9	CC1=CC(...	7771	KUFFULV...	13839123
4-Chlor-2-methylphenol	1570-64-5	CC1=C(C...	14855	RHPUJHQ...	14165
4-para-nonylphenol	–	–	–	–	–
Atrazin	1912-24-9	CCNC1=N...	2256	MXWJVTO...	2169
Benzol	71-43-2	C1=CC=C...	241	UHOVQNZ...	236
Desethylatrazin	6190-65-4	CC(C)NC...	22563	DFWFIQK...	21157

Table 1: Identifiers for the `jagst` data sets as queried with `webchem`. Only the first 6 entries are shown. For SMILES and InChIKey only the first 7 characters are shown. – = not found.

When possible, `webchem` returns a data frame with one or more rows per substance. However, data from some sources can be very voluminous and not tabular. In these cases `webchem` always returns a named list (one entry for each substance). We provide extractor functions for the common identifiers: CAS, SMILES and InChIKeys.

```
R> etox_cas <- cas(etox_data)
R> head(etox_cas)
```

```
      8668      8494      <NA>      8397      7240      7331
"105-67-9" "1570-64-5"      NA "1912-24-9"  "71-43-2" "6190-65-4"
```

A variety of data are available and we cannot provide extractor functions for each of those. Therefore, if users need to extract other data, they have to write simple extractor functions (see the following examples).

In the same manner, we can now query other identifiers from another source using these CAS numbers (see Figure 1), like PubChem.

```
R> cids <- get_cid(etox_cas, from = "xref/rn", match = "first")
R> pc_data <- pc_prop(cids$cid, properties = "CanonicalSMILES")
R> pc_smiles <- smiles(pc_data)
```

We can use SMILES to query ChemSpiderIDs and subsequently convert them to InChIKeys.

```
R> csids <- get_csid(pc_smiles, from = "smiles")
R> cs_inchikey <- cs_convert(csids$csid, from = "csid", to = "inchikey")
```

Finally, we combine the queried data into one data frame

```
R> res <- data.frame(name = subs, cas = etox_cas, smiles = pc_smiles,
+   cid = pc_data$CID, inchikey = cs_inchikey, csid = csids$csid,
+   stringsAsFactors = FALSE, row.names = NULL)
```

Note that in order to use the ChemSpider functions, a personal authentication key is needed, which can be retrieved from the ChemSpider web page. Finally, we obtain a compound table containing many different identifiers (Table 1), allowing easy identification and merging with other data sets, e.g., the `lc50` data set based on CAS.

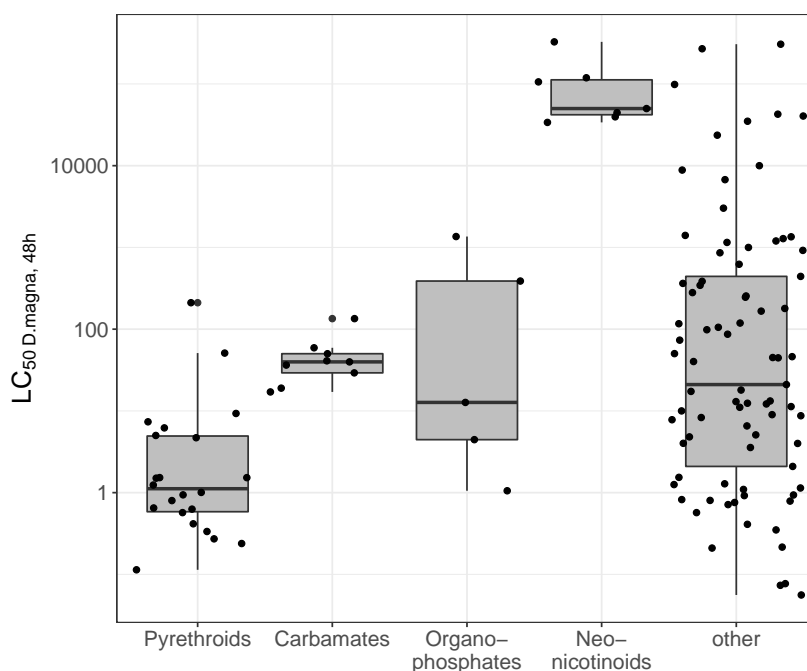


Figure 2: Toxicity of different pesticide groups. LC₅₀ values have been retrieved from the EPA ECOTOX database, chemical groups from the Compendium of Pesticide Common Names (Wood 2020).

4.4. Toxicity of different pesticide groups

Another question we might ask is *How does toxicity vary between insecticide groups?* Answering this question would require tedious lookup of insecticide groups for each of the 124 CAS numbers in the `lc50` data set. The Compendium of Pesticide Common Names (Wood 2020) contains such information and can be easily queried using CAS numbers with **webchem**:

```
R> aw_data <- aw_query(lc50$cas, type = "cas")
```

To extract the chemical group from the retrieved data set, we write a simple extractor function and apply this to the retrieved data:

```
R> igrp <- sapply(aw_data, function(y) {
+   if (is(y, "list")) y$subactivity[1] else NA_character_
+ })
R> igrp[1:3]

                    50-29-3
"organochlorine insecticides"
                    52-68-6
"phosphonate insecticides"
                    55-38-9
"phenyl organothiophosphate insecticides"
```


cas	name	roles
563-12-2	ethion	insecticide environmental contaminant EC 3.1.1.7 (acetylcholinesterase) inhibitor acaricide agrochemical
96182-53-5	tebupirimfos	EC 3.1.1.7 (acetylcholinesterase) inhibitor
3383-96-8	temephos	EC 3.1.1.7 (acetylcholinesterase) inhibitor acaricide agrochemical ectoparasiticide

Table 2: CAS numbers, names and chemical roles from ChEBI for the three most toxic substances in the `lc50` data set towards *D. magna*.

Figure 2 displays the result after additional data cleaning (see the supplementary material for the full code). Overall, it took only 5 R statements to retrieve, clean and plot the data using `ggplot2` (Wickham 2009).

4.5. Identify common names and roles of chemicals

We might be interested in common names and roles of the most toxic chemicals in the `lc50` data set, i.e., chemicals with the lowest LC_{50} values. `webchem` can query the ChEBI database (Hastings *et al.* 2016) to retrieve common names and roles of chemicals. We extract the CAS numbers of the three most toxic chemicals, and then use `get_chebiid()` to retrieve ChEBI identifiers and substance names. Subsequently, we use the acquired ChEBI identifiers to query the complete entity by using `chebi_comp_entity()`. From the result, we extract the parents table and refine the data to chemical roles.

```
R> cas_rns <- lc50[order(lc50$value)[1:3], "cas"]
R> chebiids <- get_chebiid(cas_rns)
R> comp <- chebi_comp_entity(chebiids$chebiid)
R> pars <- lapply(comp, function(x)
+   with(x, parents[parents$type == "has role", ]))
```

Finally we can compile the data into a table. Table 2 provides information on the individual roles of the three most toxic chemicals and we observe that, for example ethion, the most toxic pesticide towards *D. magna* in our table, is designed to be used as an acari- and insecticide, which inhibits the acetylcholinesterase enzyme.

4.6. Querying partitioning coefficients

Some data sources also provide data on chemical properties that can be queried. Here we query for the `lc50` data predicted octanol-water partitioning coefficients ($\log P_{oct/wat}$) from the PubChem database to build a simple quantitative structure-activity relationship (QSAR) to predict toxicity. The resulting data and model are displayed in Figure 3.

```
R> cid <- get_cid(lc50$cas, from = "xref/rn", match = "first")
```

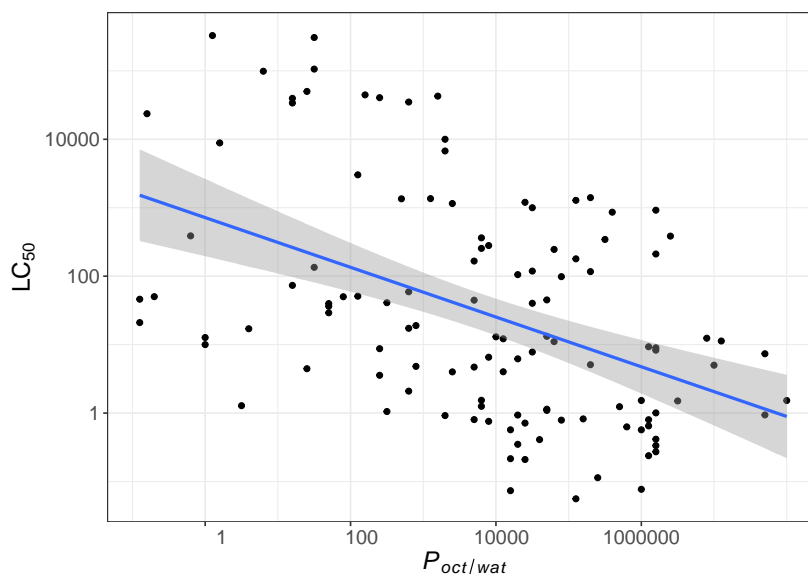


Figure 3: Simple QSAR for predicting $\log LC_{50}$ of pesticides by the octanol-water partitioning coefficient $P_{oct/wat}$. $\log P_{oct/wat}$ values have been retrieved from the Pubchem database (118 estimated data and 6 substances without data). Blue line indicates the regression model ($\log LC_{50} = 2.86 - 0.36 \log P$, $RMSE = 1.47$).

```
R> pc_data <- pc_prop(cid$cid)
R> lc50$logp <- pc_data$XLogP
```

4.7. Regulatory information

Regulatory information is particularly of interest if concentrations exceed national thresholds. In the European Union (EU) the Water Framework Directive (WFD; [EU 2000](#)) defines Environmental Quality Standards (EQS). Similarly, the U.S. and Canadian EPA and the WHO define Quality Standards. Information on these standards can be queried with **webchem** from the PAN Pesticide Database (using `pan_query()`) and from ETOX (using `etox_targets()`). In this example we search for the minimum EQS for the EU for the compounds in the `jagst` data set, join these with measured concentrations and evaluate whether exceedances occurred. We re-use the above queried ETOX-IDs to obtain further information from ETOX, namely the Maximum Acceptable Concentration EQS (MAC-EQS):

```
R> eqs <- etox_targets(ids$etoxid)
R> ids$mac <- sapply(eqs, function(y) {
+   if (is(y, "list")) {
+     min(subset(y$res, Country_or_Region == "EEC / EU" &
+       Designation == "MAC-EQS")["Value_Target_LR"])
+   } else NA_real_
+ })
```

Again, the returned information is humongous and we encourage users to study the returned objects and description of the data source. Here, the column `Designation` defines the type

of EQS and Value_Target_LR contains the value. Unfortunately, we only found MAC-EQS values for 6 substances:

```
R> (mac <- with(ids, ids[!is.na(mac) & is.finite(mac), c("etoxid", "query",
+ "mac")]))
```

```
# A tibble: 6 x 3
  etoxid query      mac
  <chr> <chr>    <dbl>
1 8397  Atrazin      2
2 7240  Benzol      50
3 8836  Irgarol    0.0160
4 7442  Isoproturon 1
5 7571  Simazin     4
6 8756  Terbutryn  0.0340
```

The `get_etoxid()` function used to search ETOX-IDs returns also the original substance name (query), so that we can easily join the table with MAC values with the measurements table:

```
R> jagst_eqs <- merge(jagst, mac, by.x = "substance", by.y = "query")
R> head(jagst_eqs)
```

```
  substance      date  value qual etoxid mac
1  Atrazin 2013-09-10 0.0068  =  8397  2
2  Atrazin 2013-10-08 0.0072  =  8397  2
3  Atrazin 2013-03-26 0.0040  =  8397  2
4  Atrazin 2013-04-23 0.0048  =  8397  2
5  Atrazin 2013-06-18 0.0048  =  8397  2
6  Atrazin 2013-07-16 0.0052  =  8397  2
```

Finally, we can compare the measured value to the MAC, which reveals that there have been no exceedances of these 6 compounds.

4.8. Utility functions

Furthermore, **webchem** provides also basic functions to check identifiers that can be used for data quality assessment. The functions either use simple formatting rules,

```
R> is.inchikey("BQJCRHHNABKAKU-KBQPJGBKS-AN")
```

Hyphens not at position 15 and 26.

```
[1] FALSE
```

```
R> is.cas("64-17-6")
```

```
Checksum is not correct! 5 vs. 6
```

```
[1] FALSE
```

or web resources like ChemSpider

```
R> is.inchikey("BQJCRHHNABKAKU-KBQPJGBKSA-5", type = "chemspider")
```

```
[1] FALSE
```

5. Discussion

5.1. Related software

Within the R ecosystem, there are only a few similar projects: **rpubchem** (Guha 2016) provides an interface to PubChem. Similarly, **ChemmineR** (Cao, Charisi, Cheng, Jiang, and Girke 2008), a mature chemo-informatics package, provides an interface to PubChem. **webchem** does not provide any chemo-informatic functionality, but integrates access to many data sources. **WikidataR** (Keyes and Graul 2017) provides an interface to wikidata that could be used to retrieve chemical data from Wikipedia. However, it does not provide predefined methods for chemical data like **webchem**. Within the Python (Van Rossum *et al.* 2011) ecosystem the libraries **PubChemPy** (Swain 2017), **ChemSpiPy** (Swain 2018) and **CIRpy** (Swain 2016) are available for similar tasks as those outlined here. **webchem** is not specialized and tries to integrate many data sources and for some of these it provides a unique programmatic interface. The Chemical Translation Service (Wohlgemuth *et al.* 2010), which is also one of the sources that can be queried, allows batch conversion of chemical identifiers. However, it does not provide access to other data (experimental, modeled or regulatory data).

5.2. Open science

An increasing number of scientific data is becoming publicly available (Gewin 2016; Reichman, Jones, and Schildhauer 2011; O'Boyle *et al.* 2011), either in public data repositories or as supplements to publications. To be usable for other researchers chemical compounds should be properly identified, not only by chemical names but also with accompanying identifiers like InChIKey, SMILES and authority-assigned identifiers. **webchem** provides an easy way to create such meta tables as shown in Table 1 and facilitates chemical data availability to researchers. However, good quality of data is crucial for every analysis (Stieger, Scheringer, Ng, and Hungerbühler 2014) and additional effort and methods are needed to validate data quality.

5.3. Further development

We have outlined only a few use cases that will likely be useful for many researchers. Given the huge amount of publicly available information, many other possibilities can be envisioned. **webchem** is currently under active development and several other data sources have not been

implemented yet but may be in the future. GitHub makes contributing easy and we strongly encourage contribution to the package. Moreover, comments, feedback and feature requests are highly welcome.

6. Conclusions

Researchers need to have easy access to global knowledge on chemicals. **webchem** can save *hundreds of working hours* gathering this knowledge (Münch and Galizia 2016), so that researchers can focus on other tasks.

Acknowledgments

We thank all resource maintainers for their work making their data open to the public. We thank Johannes Ranke and Daniel Münch for their contributions to the **webchem** package, as well as all users who provided feedback and feature requests. We thank the rOpenSci community for sharing good practices and providing a motivating development environment. We are grateful to Zacharias Steinmetz for valuable comments on the manuscript.

References

- Acree T, Arn H (2020). “Flavornet and Human Odor Space.” URL <http://www.flavornet.org/>.
- AppVeyor Development Team (2020). “AppVeyor: Continuous Integration Solution for Windows and Linux.” URL <https://www.appveyor.com/>.
- Boettiger C, Chamberlain S, Hart E, Ram K (2015). “Building Software, Building Community: Lessons from the rOpenSci Project.” *Journal of Open Research Software*, **3**(1). doi:10.5334/jors.bu.
- Cao Y, Charisi A, Cheng LC, Jiang T, Girke T (2008). “**ChemmineR**: A Compound Mining Framework for R.” *Bioinformatics*, **24**(15), 1733–1734. doi:10.1093/bioinformatics/btn307.
- Chamberlain SA, Szöcs E (2013). “**taxize**: Taxonomic Search and Retrieval in R.” *F1000Research*, **2**(191). doi:10.12688/f1000research.2-191.v2.
- Chapman A (2005). *Principles and Methods of Data Cleaning: Primary Species and Species-Occurrence Data, Version 1.0*. Report for the Global Biodiversity Information Facility, Copenhagen. GBIF. URL http://www.gbif.org/orc/?doc_id=1262.
- Ertl P, Patiny L, Sander T, Rufener C, Zasso M (2015). “Wikipedia Chemical Structure Explorer: Substructure and Similarity Searching of Molecules from Wikipedia.” *Journal of Cheminformatics*, **7**(10). doi:10.1186/s13321-015-0061-y.
- EU (2000). “Directive 2000/60/EC of the European Parliament and of the Council Establishing a Framework for the Community Action in the Field of Water Policy.” *Technical Report L327/1*, The European Parliament and Council.

- Gewin V (2016). “Data Sharing: An Open Mind on Open Data.” *Nature*, **529**(7584), 117–119. doi:10.1038/nj7584-117a.
- Grabner M, Varmuza K, Dehmer M (2012). “**RMol**: A Toolset for Transforming SD/Molfile Structure Information into R Objects.” *Source Code for Biology and Medicine*, **7**(12). doi:10.1186/1751-0473-7-12.
- Guha R (2007). “Chemical Informatics Functionality in R.” *Journal of Statistical Software*, **18**(5), 1–16. doi:10.18637/jss.v018.i05.
- Guha R (2016). **rpubchem**: Interface to the PubChem Collection. R package version 1.5.10, URL <https://CRAN.R-project.org/package=rpubchem>.
- Haase K, Meyer M, Thielemann F, Fuchs S, Kalderimis J (2020). *Travis CI*. URL <https://travis-ci.org/>.
- Hastings J, Owen G, Dekker A, Ennis M, Kale N, Muthukrishnan V (2016). “ChEBI in 2016: Improved Services and an Expanding Collection of Metabolites.” *Nucleic Acids Research*, **44**(D1), D1214–D1219. doi:10.1093/nar/gkv1031.
- Heller SR, McNaught A, Pletnev I, Stein S, Tchekhovskoi D (2015). “InChI, the IUPAC International Chemical Identifier.” *Journal of Cheminformatics*, **7**(23). doi:10.1186/s13321-015-0068-4.
- Henry L, Wickham H (2019). **purrr**: Functional Programming Tools. R package version 0.3.3, URL <https://CRAN.R-project.org/package=purrr>.
- Keyes O, Graul C (2017). **WikidataR**: API Client Library for Wikidata. R package version 1.4.0, URL <https://CRAN.R-project.org/package=WikidataR>.
- Kim S, Chen J, Cheng T, Gindulyte A, He J, He S, Li Q, Shoemaker BA, Thiessen PA, Yu B, Zaslavsky L, Zhang J, Bolton EE (2019). “PubChem 2019 Update: Improved Access to Chemical Data.” *Nucleic Acids Research*, **47**(D1), D1102–D1109. doi:10.1093/nar/gky1033.
- Kim S, Thiessen PA, Bolton EE, Bryant SH (2015). “PUG-SOAP and PUG-REST: Web Services for Programmatic Access to Chemical Information in PubChem.” *Nucleic Acids Research*, **43**(W1), W605–W611. doi:10.1093/nar/gkv396.
- Lowe DM, Corbett PT, Murray-Rust P, Glen RC (2011). “Chemical Name to Structure: OPSIN, an Open Source Solution.” *Journal of Chemical Information and Modeling*, **51**(3), 739–753. doi:10.1021/ci100384d.
- LUBW (2020). “Jahresdatenkatlog Fließgewässer 2013.” Landesanstalt für Umwelt, Messungen und Naturschutz, Baden-Württemberg, URL <http://jdkfg.lubw.baden-wuerttemberg.de/servlet/is/300/>.
- Marwick B (2016). “Computational Reproducibility in Archaeological Research: Basic Principles and a Case Study of Their Implementation.” *Journal of Archaeological Method and Theory*, **24**(2), 424–450. doi:10.1007/s10816-015-9272-9.

- Münch D, Galizia CG (2016). “DoOR 2.0 – Comprehensive Mapping of Drosophila Melanogaster Odorant Responses.” *Scientific Reports*, **6**, 21841. doi:10.1038/srep21841.
- NIH (2020). “NIH Chemical Identifier Resolver.” National Cancer Institute at the National Institutes of Health, URL <http://cactus.nci.nih.gov/chemical/structure>.
- NIST (2018). “NIST Chemistry WebBook.” doi:10.18434/T4D303. National Institute of Standards and Technology.
- O’Boyle NM, Guha R, Willighagen EL, Adams SE, Alvarsson J, Bradley JC, Filippov IV, Hanson RM, Hanwell MD, Hutchison GR, *et al.* (2011). “Open Data, Open Source and Open Standards in Chemistry: The Blue Obelisk Five Years On.” *Journal of Cheminformatics*, **3**(37). doi:10.1186/1758-2946-3-37.
- Ooms J (2014). “The **jsonlite** Package: A Practical and Consistent Mapping Between JSON Data and R Objects.” arXiv:1403.2805 [stat.CO], URL <http://arxiv.org/abs/1403.2805>.
- PAN (2020). “Pesticide Action Network (PAN) Pesticide Database.” URL <http://www.pesticideinfo.org/>.
- Pence HE, Williams A (2010). “ChemSpider: An Online Chemical Information Resource.” *Journal of Chemical Education*, **87**(11), 1123–1124. doi:10.1021/ed100697w.
- Peng RD (2009). “Reproducible Research and Biostatistics.” *Biostatistics*, **10**(3), 405–408. doi:10.1093/biostatistics/kxp014.
- Poisot T (2015). “Best Publishing Practices to Improve User Confidence in Scientific Software.” *Ideas in Ecology and Evolution*, **8**(1). doi:10.4033/iee.2015.8.8.f.
- R Core Team (2020). *R: A Language and Environment for Statistical Computing*. R Foundation for Statistical Computing, Vienna, Austria. URL <https://www.R-project.org/>.
- Reichman OJ, Jones MB, Schildhauer MP (2011). “Challenges and Opportunities of Open Data in Ecology.” *Science*, **331**(6018), 703–705. doi:10.1126/science.1197962.
- SciCrunch Inc (2020). “Resource Identification Portal.” URL <https://scicrunch.org/resources>.
- Stieger G, Scheringer M, Ng CA, Hungerbühler K (2014). “Assessing the Persistence, Bioaccumulation Potential and Toxicity of Brominated Flame Retardants: Data Availability and Quality for 36 Alternative Brominated Flame Retardants.” *Chemosphere*, **116**, 118–123. doi:10.1016/j.chemosphere.2014.01.083.
- Swain M (2016). “**CIRpy**.” URL <https://github.com/mcs07/CIRpy>.
- Swain M (2017). “**PubChemPy**.” URL <https://github.com/mcs07/PubChemPy>.
- Swain M (2018). “**ChemSpiPy**.” URL <https://github.com/mcs07/ChemSpiPy>.
- Szöcs E, Scott ER, Stirling T, Scharmüller A, Stanstrup J, Ranke J, Münch D, Allaway R, Getzinger G (2020). “**webchem**: Chemical Information from the Web.” doi:10.5281/zenodo.3708981.

- Temple Lang D, The CRAN Team (2020). **RCurl**: General Network (HTTP/FTP/...) Client Interface for R. R package version 1.98-1.1, URL <https://CRAN.R-project.org/package=RCurl>.
- Tomasulo P (2002). "ChemIDplus – Super Source for Chemical and Drug Information." *Medical Reference Services Quarterly*, **21**(1), 53–59. doi:10.1300/j115v21n01_04.
- UBA (2020). "ETOX: Information System Ecotoxicology and Environmental Quality Targets." Umweltbundesamt, URL <https://webetox.uba.de/webETOX/index.do>.
- US EPA (2020a). "ECOTOX Database." U.S. Environmental Protection Agency, URL <http://cfpub.epa.gov/ecotox/>.
- US EPA (2020b). "Substance Registry Services." U.S. Environmental Protection Agency, URL https://iaspub.epa.gov/sor_internet/registry/substreg/home/overview/home.do.
- Van Rossum G, et al. (2011). *Python Programming Language*. URL <http://www.python.org>.
- Wehrens R (2011). *Chemometrics with R: Multivariate Data Analysis in the Natural Sciences and Life Sciences*. Springer-Verlag. doi:10.1007/978-3-642-17841-2.
- Weininger D (1990). "SMILES. 3. DEPICT. Graphical Depiction of Chemical Structures." *Journal of Chemical Information and Computer Sciences*, **30**(3), 237–243. doi:10.1021/ci00067a005.
- Wickham H (2009). **ggplot2**: *Elegant Graphics for Data Analysis*. Springer-Verlag, New York. doi:10.1007/978-0-387-98141-3.
- Wickham H (2011). "testthat: Get Started with Testing." *The R Journal*, **3**(1), 5–10. doi:10.32614/rj-2011-002.
- Wickham H (2015). *Advanced R*. Chapman & Hall/CRC, Boca Raton.
- Wickham H (2019a). **httr**: *Tools for Working with URLs and HTTP*. R package version 1.4.1, URL <https://CRAN.R-project.org/package=httr>.
- Wickham H (2019b). **rvest**: *Easily Harvest (Scrape) Web Pages*. R package version 0.3.5, URL <https://CRAN.R-project.org/package=rvest>.
- Wickham H (2019c). **stringr**: *Simple, Consistent Wrappers for Common String Operations*. R package version 1.4.0, URL <https://CRAN.R-project.org/package=stringr>.
- Wickham H, Danenberg P, Csárdi G, Eugster M (2020a). **roxygen2**: *In-Line Documentation for R*. R package version 7.1.0, URL <https://CRAN.R-project.org/package=roxygen2>.
- Wickham H, François R, Henry L, Müller K (2020b). **dplyr**: *A Grammar of Data Manipulation*. R package version 0.8.5, URL <https://CRAN.R-project.org/package=dplyr>.
- Wickham H, Hester J, Ooms J (2020c). **xml2**: *Parse XML*. R package version 1.2.5, URL <https://CRAN.R-project.org/package=xml2>.

- Wikipedia (2020). “WikiProject Chemistry/Tools.” URL https://www.wikidata.org/wiki/Wikidata:WikiProject_Chemistry.
- Wilson G, Aruliah DA, Brown CT, Chue Hong NP, Davis M, Guy RT, Haddock SHD, Huff KD, Mitchell IM, Plumbley MD, Waugh B, White EP, Wilson P (2014). “Best Practices for Scientific Computing.” *PLoS Biology*, **12**(1), e1001745. doi:10.1371/journal.pbio.1001745.
- Wohlgemuth G, Haldiya PK, Willighagen E, Kind T, Fiehn O (2010). “The Chemical Translation Service – A Web-Based Tool to Improve Standardization of Metabolomic Reports.” *Bioinformatics*, **26**(20), 2647–2648. doi:10.1093/bioinformatics/btq476.
- Wood A (2020). “Compendium of Pesticide Common Names.” URL <http://www.alanwood.net/pesticides>.

Affiliation:

Tamás Stirling
Independent Researcher
Budapest, Hungary
E-mail: stirling.tamas@gmail.com
URL: <https://github.com/stitam>