

Submission Guide

www.jstatsoft.org

Abstract

The Journal of Statistical Software (JSS) is an open-source and open-access scientific journal by the statistical software community for everybody interested in statistical computing. All aspects of the journal, from editorial work over review and copy-editing up to typesetting and publication, are run by a group of volunteers committed to free software (as in software that respects the users' essential freedoms: the freedom to run it, to study and change it, and to redistribute copies with or without changes) and free-subscription, free-submission open-access publishing ideas. Therefore, and as a matter of principle, JSS charges no author fees or subscription fees. The journal does expect the same level of commitment from authors seeking to publish in JSS. Authors will have to accept a high level of responsibility throughout the whole publishing process, including the preparation of the final publishable versions of article and software. Due to the steadily increasing number of incoming and accepted submissions and limited volunteer resources, publication times can be rather long. Compliance by authors to JSS standards and instructions typically speeds-up this process considerably.

This document provides detailed information for authors intending to submit a contribution to JSS.

General Information

Types of Papers

JSS publishes the following types of original contributions:

1. Scholarly articles describing statistical software implemented in any language, together with the actual software in human-readable form (peer-reviewed).
2. “Code snippets”: descriptions of smaller code projects in any language (peer-reviewed).
3. Special issues on topics in statistical computing and software (by invitation, guest editors, peer-reviewed, suggestions welcome).

4. Reviews of books on statistical computing and software (by invitation, suggestions welcome).
5. Reviews and comparisons of closed-source statistical software (by invitation, suggestions welcome).

The typical JSS paper will have a section explaining the statistical technique, a section explaining the code, a section with the actual code, and a section with examples. Special emphasis is given to a careful review of existing implementations and a discussion of the advantages and disadvantages of the contribution in comparison to other solutions. All sections will be made browsable as well as downloadable. The papers and code should be accessible to a broad community of practitioners, teachers, and researchers in the field of statistics.

Requirements

All new submissions must provide attachments or links to

1. PDF manuscript in JSS style,
2. source code for the software and
3. replication materials for all results from the manuscript, preferably via a standalone replication script.

The replication materials must enable reproducibility of all results from the manuscript (see also **Review Process**).

Software Preparation

Source code must be submitted in ASCII files. It should be readable and have comments. For software environments with package/library systems (e.g., R, S, Stata, etc.), the code should come with formatted help files and should be packaged for easy installation. If at all possible, submitted software should also be available from a standard repository. For R packages, we encourage inclusion of JSS submissions as vignettes of CRAN packages. Please note that JSS only allows file uploads up to a maximum size of 50 megabyte (MB). If there is a need for bigger supplementary files, the authors should include a file containing the download instructions with a link to the external data source. If the authors do not have the resources to provide these files on an external server, please contact the JSS editors at editor@jstatsoft.org.

Code can be in any language. The majority of software published in JSS is written in R, MATLAB, Python, SAS/IML, C++, or Java. It will be more difficult to find appropriate referees for software written in other languages and authors might have to accept longer review times.

Code needs to include the GNU General Public Licence (GPL), versions GPL-2 or GPL-3, or a GPL-compatible license for publication in JSS.

Manuscript Preparation

Manuscripts must be written in English using the LaTeX text processing system. The JSS style files must be used for formatting the manuscript. Only PDF files can be submitted. It is the responsibility of the authors to provide a submission in the appropriate format, paying very close attention to the style instructions. Manuscripts not meeting the formal requirements will be returned to the authors immediately. JSS has no resources to help authors with conversions from other typesetting environments, so we strongly advise authors who need assistance to find a local LaTeX expert. The zip archive includes examples. Also, a manual with more detailed instructions is available for download. There is no page limit, nor a limit on the number of figures or tables. Manuscripts longer than 30 pages typically require much longer review times. However, more important for the review times incurred might be that the manuscript is carefully written exhibiting high readability.

All figures, tables, and other output presented in the manuscript must be fully and exactly reproducible on at least one platform. Ideally, reproducibility should be ensured across platforms as well and, if this case cannot be attained, the manuscript should discuss the reasons for such a limitation. Please indicate any platform dependencies with the submission. Make sure to initialize the generator for pseudo random numbers if the results rely on some form of simulation. Typically, reproducibility is demonstrated by a standalone replication script. As a rough guideline, anybody with sufficient technical background should be able to install the software and to run the replication material within reasonable time.

Review Process

The software and manuscript will be peer reviewed by the statistical software community. The editor-in-chief selects a section editor, the section editor selects two reviewers (one of whom can be the section editor). The review has two parts: both the software and the manuscript are reviewed. The software should work as indicated, be clearly documented, and serve a useful purpose. Reviewers are instructed to evaluate both correctness and usefulness. Special emphasis is given on the reproducibility of the results presented in the submission.

The possible editorial decisions are:

- Reject Decisions
 - decline (editorial reject),
 - reject (after review, possibly after revision)
- Revise Decisions
 - resubmit for review (will go back to both reviewers and editor),
 - revision required (will only go back to editor)
- Accept Decisions

– (conditional) accept

Revisions, in any state of the review process, must always be submitted together with a point-to-point reply to the points made by reviewers and editors.

Manuscripts rejected by JSS cannot be resubmitted. We hope the review process gives the authors sufficient information to submit to another journal.

If a revision is not received back from the authors within six months of a revision being requested, the paper will be considered to be withdrawn.

If a conditionally accepted paper is not brought into final form within a year, the paper will be considered to be withdrawn.

Publishing Process

Accept decisions are always conditional on delivering a manuscript that satisfies the JSS style and reproducibility requirements. It is the responsibility of the author to make sure the manuscript conforms with the JSS requirements. Accepted manuscripts that do not satisfy these requirements cannot be published. Each published article will be a separate issue. Issues are published in volumes.

Submission - Step by Step

Registration

To submit a new manuscript you must be registered. Unless you have used the new JSS website before you will most likely need to complete this step. Be sure to register as an *Author: Able to submit items to the journal*. If needed you can also update your role later via the *My Profile* link.

Confirmation Send me a confirmation email including my username and password

Register as ~~Reader: Notified by email on publication of an issue of the journal.~~
 Author: Able to submit items to the journal.
 Reviewer: Willing to conduct peer review of submissions to the site.

Identify reviewing interests (substantive areas and research methods):

Figure 1: Registration as author.

Step 1. Starting the Submission

To begin uploading a new submission use this link which redirects to the first step out of four of the submission process.

The first step is for acknowledgement of our conditions. After reading and accepting each point you can use the *Save and continue* button to go to the second step.

Step 2. Uploading the Submission

During this step authors should provide the submission manuscript in PDF format. Additional material will be added during step four.

After picking (use *Browse* button to select a file on your computer) and uploading (*Upload* button) you can go on to the next step with the *Save and continue* button.

Step 2. Uploading the Submission

1. START 2. **UPLOAD SUBMISSION** 3. ENTER METADATA 4. UPLOAD SUPPLEMENTARY FILES 5. CONFIRMATION

To upload a manuscript to this journal, complete the following steps.

1. On this page, click Browse (or Choose File) which opens a Choose File window for locating the file on the hard drive of your computer.
2. Locate the file you wish to submit and highlight it.
3. Click Open on the Choose File window, which places the name of the file on this page.
4. Click Upload on this page, which uploads the file from the computer to the journal's web site and renames it following the journal's conventions.
5. Once the submission is uploaded, click Save and Continue at the bottom of this page.

Encountering difficulties? Contact [Reto Stauffer](#) for assistance.

Submission File

Please submit the manuscript file in PDF format

No submission file uploaded.

Upload submission file

1. Browse...

No file selected.

Upload

2.

Save and continue

Cancel

Figure 2: Uploading the manuscript.

Step 3. Entering the Submission's Metadata

Next step is to enter metadata to the submission. The system automatically adds your account information as first author but you can manipulate the details. Additional authors are added with the *Add Author* button.

Again, *Save and continue* brings you to the next step.

Step 4. Uploading Supplementary Files

Any additional material (everything but the manuscript) should be submitted during step 4 of the submission process. This may include

- software package,
- reproduction script,
- reproduction material (data) and
- reference material (e.g., a related paper by the authors).

Multiple files can be added one by one in the same way as it was done with the manuscript in step 2 and 3. After each upload file metadata can be added. At least a suitable title should be chosen. Please add version numbers to file names where it makes sense.

After all files were added the *Save and continue* brings you to the last step of submission.

Step 4. Uploading Supplementary Files

1. START 2. UPLOAD SUBMISSION 3. ENTER METADATA 4. UPLOAD SUPPLEMENTARY FILES 5. CONFIRMATION

This optional step allows Supplementary Files to be added to a submission. The files, which can be in any format, might include (a) research instruments, (b) data sets, which comply with the terms of the study's research ethics review, (c) sources that otherwise would be unavailable to readers, (d) figures and tables that cannot be integrated into the text itself, or other materials that add to the contribution of the work.

ID	TITLE	ORIGINAL FILE NAME	DATE UPLOADED	ACTION
3341	Lorem R Package	lorem-1.0.0.tar.gz	02-28	Edit Delete
3343	Data for Reproduction	reproduction_material.Rdata	02-28	Edit Delete
3344	Reproduction Script	reproduction_script.R	02-28	Edit Delete

Upload supplementary file No file selected. 2.

Figure 3: Adding supplementary files.

Step 5. Confirming the Submission

In this step you should confirm your submission. If changes are necessary you can go back to one of the four previous steps.

After double checking the submission content you can submit by clicking the *Finish Submission* button.

Step 5. Confirming the Submission

1. START 2. UPLOAD SUBMISSION 3. ENTER METADATA 4. UPLOAD SUPPLEMENTARY FILES 5. CONFIRMATION

To submit your manuscript to Journal of Statistical Software click Finish Submission. The submission's principal contact will receive an acknowledgement by email and will be able to view the submission's progress through the editorial process by logging in to the journal web site. Thank you for your interest in publishing with Journal of Statistical Software.

File Summary

ID	ORIGINAL FILE NAME	TYPE	FILE SIZE	DATE UPLOADED
7623	submission_manuscript.pdf	Submission File	95KB	02-28
7624	lorem-1.0.0.tar.gz	Supplementary File	211KB	02-28
7625	reproduction_material.Rdata	Supplementary File	1024KB	02-28
7626	reproduction_script.R	Supplementary File	63KB	02-28

Finish Submission Cancel

Figure 4: Going back to provide changes.

Providing Revised Material


It may happen that revisions are necessary as part of the review process. Like before, revisions of manuscript and supplementary files are treated separately. The manuscript can be uploaded from the submissions *REVIEW* page. After the upload, the responsible editor can start a new round of review with the updated version attached.

Revised supplementary files should be uploaded as new files with disambiguating names. Version numbers within the file name help editors and reviewers to distinguish between provided revisions. You can add supplementary files from the submissions *SUMMARY* page. The *Add a Supplementary File* button directs you to a page where metadata and the file itself can be specified.

#3048 Review

[SUMMARY](#) [REVIEW](#) [EDITING](#)

Submission

Authors Demo Author 
Title Lorem Ipsum: Submission for Documentation Illustration
Section Articles
Editor Demo SectionEditor 

Peer Review

Round 1

Review Version [submission_manuscript.pdf](#) 2017-03-08
Initiated 2017-03-06
Last modified 2017-03-06
Uploaded file None

Editor Decision



Decision Resubmit for Review 2017-03-08
Notify Editor  Editor/Author Email Record  No Comments
Editor Version [submission_manuscript_v2.pdf](#) 2017-03-08
Author Version None
Upload Author Version [1. Browse...](#) No file selected. [Upload](#) [2.](#)

Figure 5: Providing revised manuscripts.

#3048 Summary

[SUMMARY](#) [REVIEW](#) [EDITING](#)

Submission

Authors Demo Author
Title Lorem Ipsum: Submission for Documentation Illustration
Original file [submission_manuscript.pdf](#) 2017-02-28
Supp. files [lorem-1.0.0.tar.gz](#) 2017-02-28 [Add a Supplementary File](#)
[reproduction_material.Rdata](#) 2017-02-28
[private.file](#) 2017-03-06
[lorem-1.0.1.tar.gz](#) 2017-03-08
Submitter Demo Author 
Date submitted February 28, 2017 - 09:33 PM
Section Articles
Editor Demo SectionEditor 

Status

Status In Review
Initiated 2017-03-08
Last modified 2017-03-08

Figure 6: Providing revised supplementary files.